

Scaled data based on original data using  
LM-79-08 Approved Method: Electrical and Photometric Measurements of Solid-  
State Lighting Products

Test Report Prepared for  
Cooper Lighting Solutions  
(formerly Eaton)

Brand: McGRAW-EDISON

Report Number: P200028

Luminaire Tested: **GWC-AF-02-LED-E1-T3-7030-600**

Issue Date: 3/3/2020

**Test Information**

Test Method: LM-79-08  
Report Number: P200028  
TEST IS SCALED FROM IESNA LM-79-08 TEST DATA (P24140)  
Test Lab: INNOVATION CENTER P2  
Issue Date: 3/3/2020  
Manufacturer: COOPER LIGHTING SOLUTIONS (FORMERLY EATON)  
Product Line: MCGRAW-EDISON  
Catalog Number: GWC-AF-02-LED-E1-T3-7030-600  
Description: GALLEON WALL LUMINAIRE  
(2) 70 CRI, 3000K, 615mA LIGHTSQUARES WITH 16 LEDS EACH AND TYPE III OPTICS  
Light Source: -  
Ballast/Driver: ELECTRONIC DRIVER

**Summary**

Lumens per Lamp: N/A  
Luminaire Lumens: 7918 lumens  
Efficiency: N/A  
Efficacy: 120.0 lumens/watt  
Luminous Opening: Rectangular (W 1' x L: 0.5' x H: 0')  
IES Classification: Type III - Short - Full Cutoff  
BUG Rating: B1 - U0 - G2

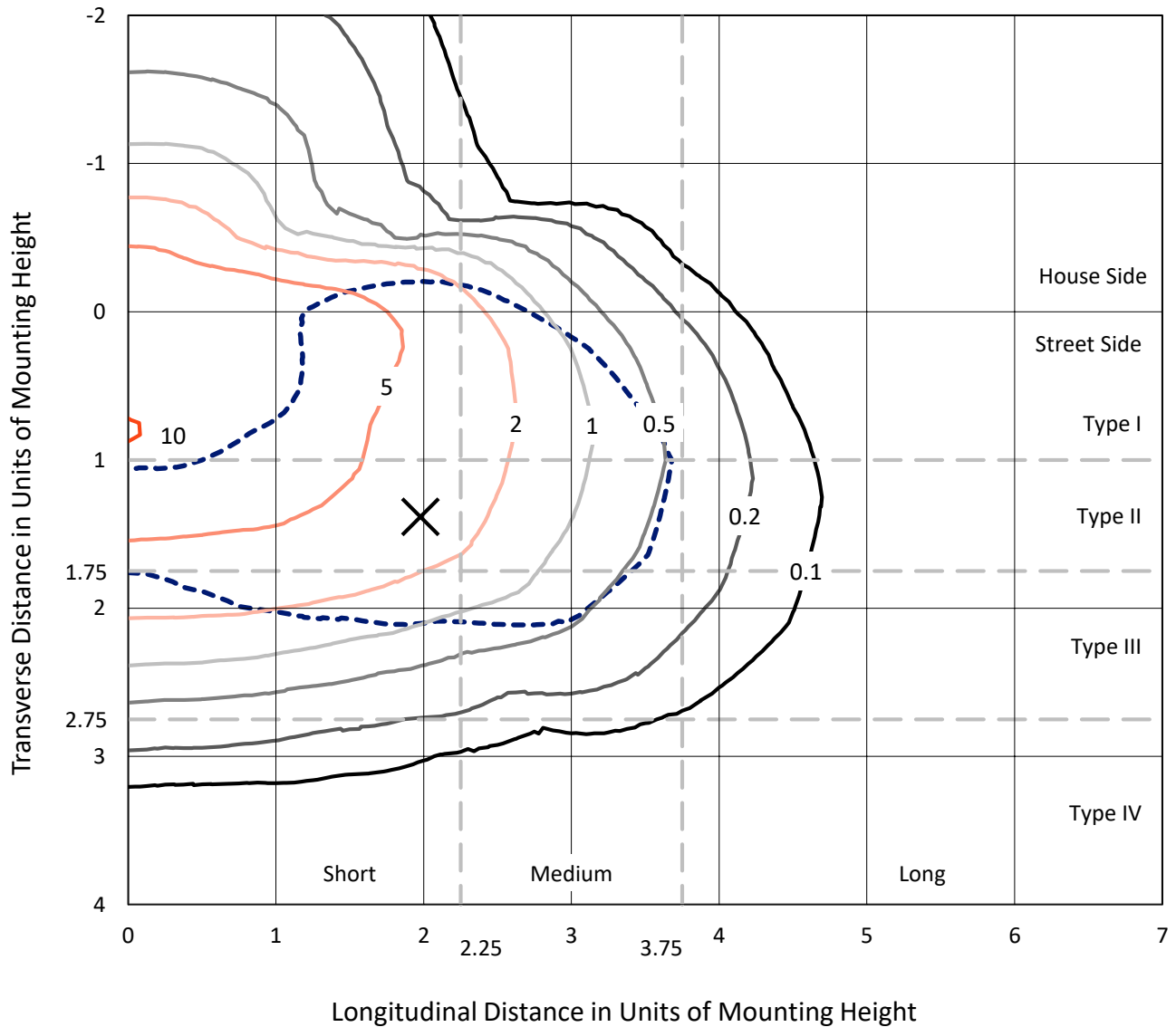
Input Watts (W): 66  
Input Voltage (V): NR  
Input Current (Ain): NR  
Voltage Rise (V): NR  
Power Factor: NR  
Total Harmonic Distortion (THDi): NR  
Frequency (hertz): 60  
Stabilization Time: NR  
Operation Time: NR  
Ambient Temperature (°C): NR  
Test Distance: 25 FT



REPORT NUMBER: P200028  
 CATALOG NUMBER: GWC-AF-02-LED-E1-T3-7030-600

### Iso-Footcandle Lines of Horizontal Illumination

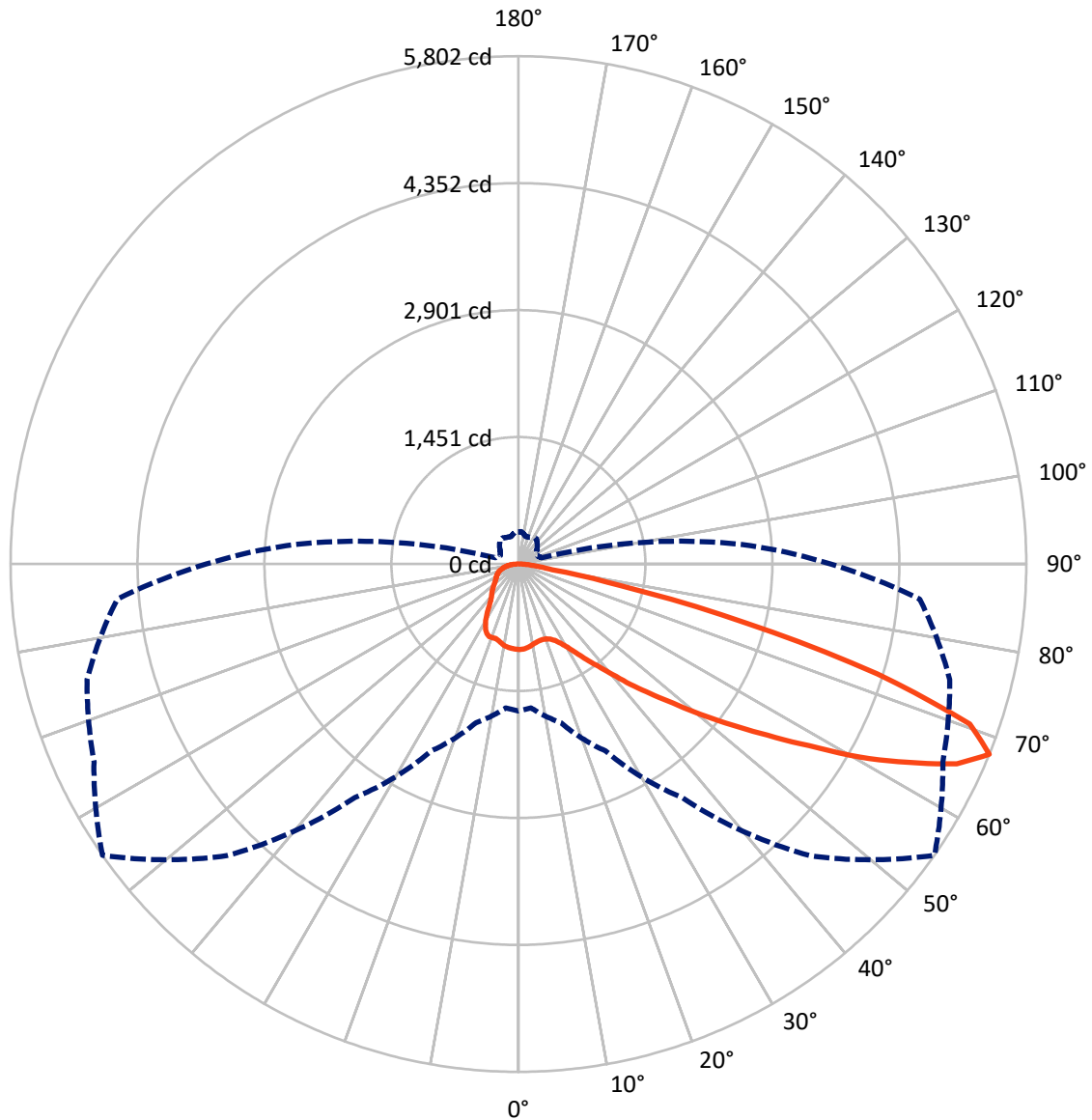
× Max cd  
 - - - 1/2 Max cd



Based on 10 foot mounting height. Maximum calculated value = 10.1 fc  
 Type III - Short - Full Cutoff

REPORT NUMBER: P200028  
CATALOG NUMBER: GWC-AF-02-LED-E1-T3-7030-600

### Luminous Intensity Polar Plot



— Vertical Plane Through 55-Deg Lateral    - - - Horizontal Cone Through 67.5-Deg Vertical

REPORT NUMBER: P200028

CATALOG NUMBER: GWC-AF-02-LED-E1-T3-7030-600

**FLUX DISTRIBUTION:**

		Downward	Upward	Total
<b>House Side</b>	Lumens	1710.5	0.0	1710.5
	% Fixture	21.6	0.0	21.6
<b>Street Side</b>	Lumens	6207.6	0.0	6207.6
	% Fixture	78.4	0.0	78.4
<b>Total</b>	Lumens	7918.0	0.0	7918.0
	% Fixture	100.0	0.0	100.0

**Coefficient of Utilization**

**ZONAL LUMENS:**

Zone	Lumens	% Fixture
0°-10°	91.1	1.2
10°-20°	258.1	3.3
20°-30°	432.4	5.5
30°-40°	711.0	9.0
40°-50°	1196.8	15.1
50°-60°	1883.7	23.8
60°-70°	2248.0	28.4
70°-80°	965.3	12.2
80°-90°	131.6	1.7
90°-100°	0.0	0.0
100°-110°	0.0	0.0
110°-120°	0.0	0.0
120°-130°	0.0	0.0
130°-140°	0.0	0.0
140°-150°	0.0	0.0
150°-160°	0.0	0.0
160°-170°	0.0	0.0
170°-180°	0.0	0.0
0°-90°	7918.0	100.0
0°-180°	7918.0	100.0



REPORT NUMBER: P200028

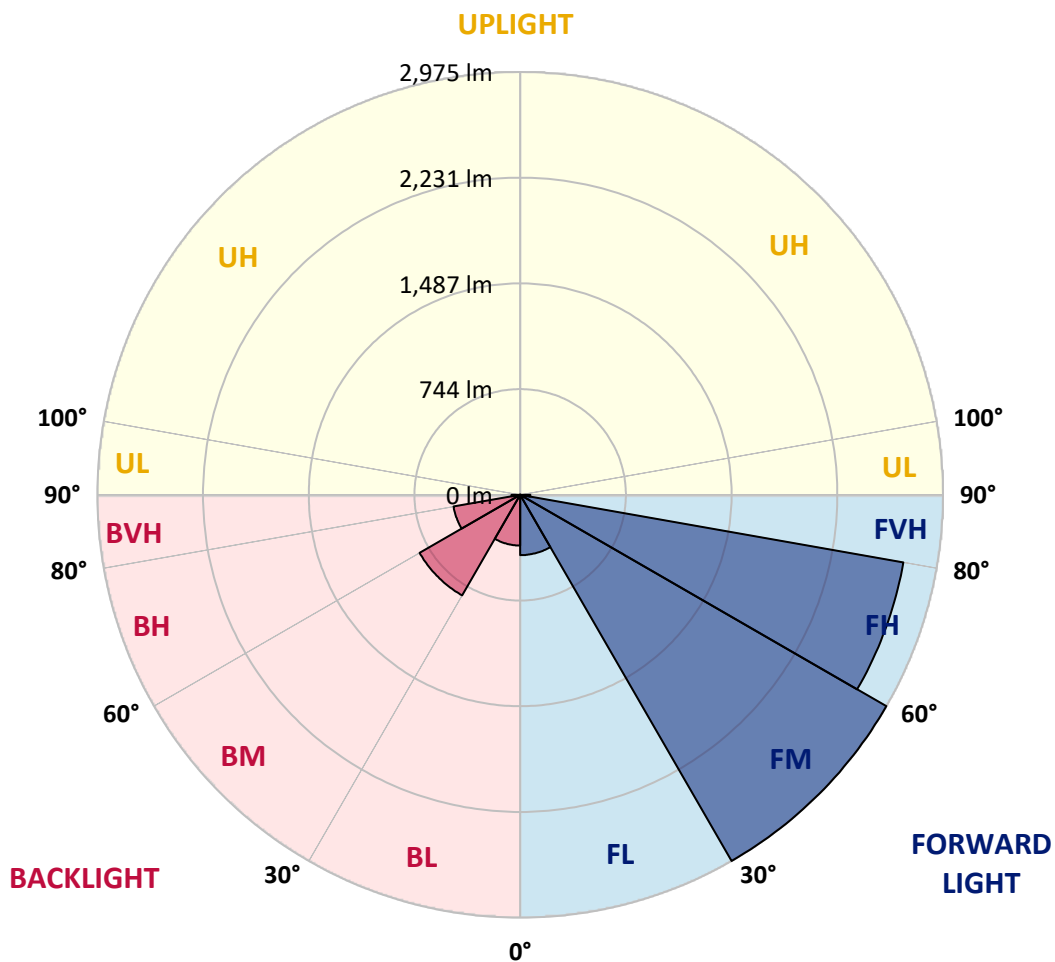
CATALOG NUMBER: GWC-AF-02-LED-E1-T3-7030-600

**LUMINAIRE CLASSIFICATION SYSTEM LUMEN TABLE AND BUG RATING:**

Zone	Lumens	% Fixture	Zone Rating/Lumen Limit		
			B	U	G
FL (0°-30°)	424.4	5.4			
FM (30°-60°)	2974.6	37.6			
FH (60°-80°)	2737.3	34.6			G2/5000
FVH (80°-90°)	71.3	0.9			G1/100
BL (0°-30°)	357.2	4.5	B1/500		
BM (30°-60°)	816.9	10.3	B1/1000		
BH (60°-80°)	476.0	6.0	B1/500		G1/500
BVH (80°-90°)	60.4	0.8			G1/100
UL (90°-100°)	0.0	0.0		U0/0	
UH (100°-180°)	0.0	0.0		U0/0	

**BUG Rating: B1-U0-G2**

Type III Short





REPORT NUMBER: P200028

CATALOG NUMBER: GWC-AF-02-LED-E1-T3-7030-600

**CANDELA DISTRIBUTION (FULL):**

	0°	5°	15°	25°	35°	45°	55°	65°	75°	85°	90°
0°	976.3	976.3	976.3	976.3	976.3	976.3	976.3	976.3	976.3	976.3	976.3
2.5°	967.9	968.4	969.1	972.2	974.8	974.0	974.5	973.0	972.5	970.2	972.5
5°	955.7	956.9	957.2	962.2	965.3	966.1	964.9	963.0	960.7	958.4	959.6
7.5°	927.8	930.9	931.2	938.1	943.1	949.6	950.0	950.3	949.3	947.8	950.0
10°	910.2	911.0	910.5	915.6	919.4	926.6	930.9	938.1	941.2	942.0	943.5
12.5°	909.0	908.3	907.2	907.2	906.0	909.0	916.6	927.1	934.2	936.6	938.5
15°	921.3	920.9	917.1	911.3	904.1	901.8	908.3	919.8	929.4	934.2	936.3
17.5°	948.8	946.5	940.4	927.4	911.8	905.6	906.5	915.9	927.1	933.5	935.5
20°	999.2	999.2	986.3	961.8	933.9	919.4	912.6	918.3	928.9	937.8	940.4
22.5°	1086.5	1087.2	1065.5	1025.3	978.3	947.3	930.2	928.9	941.6	951.5	954.6
25°	1210.0	1207.0	1176.4	1119.1	1047.5	996.2	966.4	959.6	970.2	981.3	985.2
27.5°	1353.8	1342.8	1306.4	1237.3	1144.6	1069.6	1023.8	1012.8	1023.0	1035.7	1039.5
30°	1496.1	1484.7	1441.4	1365.7	1262.8	1168.0	1102.2	1084.2	1098.7	1116.7	1119.1
32.5°	1638.4	1638.4	1590.2	1501.9	1389.8	1285.4	1206.7	1185.3	1209.3	1231.2	1236.0
35°	1808.6	1809.4	1762.7	1656.4	1535.8	1425.4	1338.5	1322.9	1359.1	1374.5	1386.4
37.5°	2017.8	2022.0	1962.0	1833.5	1701.5	1585.3	1482.0	1460.6	1496.9	1538.6	1576.8
40°	2243.7	2249.1	2183.0	2024.7	1892.7	1771.1	1659.4	1620.8	1681.2	1760.8	1810.1
42.5°	2459.5	2487.1	2423.2	2260.2	2118.3	1992.6	1879.4	1823.1	1898.8	2018.9	2061.7
45°	2771.2	2791.0	2679.8	2532.2	2398.7	2258.0	2108.0	2048.7	2154.7	2306.1	2314.8
47.5°	2978.9	2963.9	2907.4	2815.5	2731.1	2599.5	2373.8	2308.7	2449.6	2627.8	2578.4
50°	3089.5	3094.0	3086.3	3091.7	3094.8	3012.2	2699.7	2610.5	2778.5	2993.8	2880.2
52.5°	3192.7	3162.1	3187.3	3312.7	3464.2	3433.6	3054.3	2961.3	3131.1	3399.9	3199.1
55°	3190.4	3143.7	3225.9	3447.3	3775.9	3811.1	3452.3	3345.2	3504.0	3835.5	3537.3
57.5°	3077.5	3079.8	3206.4	3496.3	3993.1	4165.9	3914.3	3753.7	3899.4	4276.9	3845.8
60°	2922.2	2943.3	3125.7	3488.3	4167.1	4457.0	4481.0	4193.9	4286.8	4678.1	4101.4
62.5°	2671.7	2693.9	2945.6	3404.8	4140.7	4737.4	4993.5	4693.3	4691.8	4921.2	4176.3
65°	2276.6	2270.2	2534.5	3093.2	3919.2	4944.6	5502.7	5125.2	4997.0	4925.1	4025.5
67.5°	1678.9	1649.9	1876.6	2355.8	3257.7	4712.5	5802.1	5350.0	5101.0	4601.1	3565.1
70°	871.3	842.2	1025.7	1375.7	2142.5	3678.0	5470.5	5233.7	4871.3	3857.0	2793.0
72.5°	372.5	367.5	442.1	603.5	1036.5	2121.4	4289.5	4530.0	4179.7	2873.6	1920.2
75°	250.5	249.0	276.9	328.9	466.2	860.9	2684.4	3215.6	3058.0	1781.8	1080.0
77.5°	196.5	194.7	211.1	236.3	302.1	339.6	1191.4	1726.3	1597.8	775.6	472.6
80°	153.7	152.2	162.6	176.4	217.2	214.1	392.0	686.9	531.5	297.1	229.9
82.5°	121.3	121.3	129.7	130.0	154.2	146.1	204.7	302.5	265.4	173.2	140.7
85°	110.9	110.9	119.7	97.1	100.6	92.3	127.0	179.4	168.3	71.1	61.1
87.5°	55.8	54.3	100.6	86.1	54.7	48.9	62.0	86.9	93.3	39.5	30.6
90°	0.0	0.0	0.0	0.0	0.0	0.0	0.0	0.0	0.0	0.0	0.0



REPORT NUMBER: P200028  
 CATALOG NUMBER: GWC-AF-02-LED-E1-T3-7030-600

**CANDELA DISTRIBUTION (continued):**

	95°	105°	115°	125°	135°	145°	155°	165°	175°	180°
0°	976.3	976.3	976.3	976.3	976.3	976.3	976.3	976.3	976.3	976.3
2.5°	971.8	971.5	972.2	972.5	975.5	979.8	981.7	984.4	985.9	985.2
5°	960.3	961.1	964.1	966.4	971.8	978.6	982.5	985.5	988.2	987.0
7.5°	950.8	952.6	957.2	959.2	962.2	964.1	963.7	964.9	967.2	964.5
10°	945.4	947.8	951.1	948.5	941.2	930.9	921.3	916.3	917.9	915.9
12.5°	940.0	943.1	940.4	927.8	907.5	894.2	886.8	887.6	891.1	891.9
15°	937.0	938.1	926.6	902.9	882.3	880.4	884.2	883.5	883.8	883.8
17.5°	937.0	933.9	912.6	888.9	880.0	876.6	864.7	849.8	843.3	841.0
20°	942.0	933.9	908.0	892.2	873.1	843.7	812.4	784.8	772.6	769.0
22.5°	956.9	943.1	920.9	893.7	839.4	790.2	740.4	707.6	685.4	681.6
25°	987.0	971.8	946.5	873.5	785.9	715.5	659.0	622.2	600.1	597.0
27.5°	1039.8	1029.9	960.3	828.7	714.8	639.5	587.0	558.8	542.3	541.2
30°	1119.4	1114.5	953.4	762.6	627.2	565.6	540.4	523.9	511.7	511.4
32.5°	1246.4	1206.2	930.9	681.9	547.3	513.2	502.9	493.0	483.4	483.4
35°	1409.7	1280.4	888.1	595.5	498.7	484.1	471.1	455.5	442.8	442.1
37.5°	1601.6	1326.3	811.1	525.9	475.8	464.7	445.6	422.2	400.0	396.2
40°	1795.5	1340.1	703.0	483.0	461.2	445.1	421.8	394.3	372.9	371.7
42.5°	1973.4	1313.8	588.3	453.5	446.7	425.2	400.8	376.3	359.5	359.1
45°	2122.6	1245.2	491.7	425.7	431.3	407.3	385.4	365.6	352.6	349.9
47.5°	2262.9	1148.5	424.2	396.2	416.1	397.3	379.0	360.2	347.7	345.7
50°	2425.9	1044.1	376.7	367.5	402.7	393.9	384.4	364.8	343.8	341.6
52.5°	2623.2	953.9	339.6	342.3	392.3	398.5	398.1	377.8	341.1	338.0
55°	2843.5	853.7	311.7	321.7	388.2	406.9	401.5	390.0	343.4	338.8
57.5°	3060.4	736.6	292.2	305.9	382.1	406.1	385.1	368.6	348.7	342.3
60°	3222.8	579.4	277.3	292.2	368.6	393.6	367.1	345.4	347.7	342.6
62.5°	3233.5	447.9	259.3	280.4	348.4	380.9	355.3	335.0	352.6	348.0
65°	3043.5	338.4	242.1	266.1	326.5	372.9	343.8	329.3	363.0	358.0
67.5°	2562.3	272.3	227.6	251.7	304.9	356.0	333.5	324.0	372.1	363.3
70°	1849.9	232.1	213.4	234.1	285.2	336.9	324.3	314.3	347.2	333.5
72.5°	1138.9	201.1	197.3	210.8	270.4	317.1	310.6	296.4	312.8	301.8
75°	568.7	174.4	179.4	187.8	249.3	294.5	287.6	273.4	275.8	273.4
77.5°	272.3	149.1	158.3	164.9	222.3	268.9	261.5	247.0	244.4	244.7
80°	172.5	124.7	133.6	138.1	198.6	239.1	231.7	217.2	247.8	229.9
82.5°	107.8	101.4	103.7	112.1	172.8	208.0	198.6	185.5	223.3	176.7
85°	59.6	70.8	73.9	81.1	133.1	174.0	164.4	148.0	132.8	130.4
87.5°	35.6	42.1	43.2	48.6	89.5	125.8	111.3	105.6	87.6	87.2
90°	0.0	0.0	0.0	0.0	0.0	0.0	0.0	0.0	0.0	0.0

(END OF REPORT)